

# e-Snooze

0-12M / 13kg



**MAXI-COSI®**

We carry the future



**EN - IMPORTANT - READ CAREFULLY  
AND KEEP FOR FUTURE REFERENCE.**

---

EN Non-contractual photos

# Index



4



5



8



21





## EN Assembling

[www.maxi-cosi.com](http://www.maxi-cosi.com)



# 1 PRODUCT INTRODUCTION

## Baby Sleep Tracking Pad


Please read this user manual carefully before using the product, and keep this user manual properly.

### 1.1 What's in the box

- Baby Sleep Tracking Pad
- Bluetooth gateway
- Micro USB cable
- Power adapter (5V, 1A)
- User manual



## 1.2 Baby Sleep Tracking Pad



Control box

Sensor



Micro-USB


Power button

Buzzer

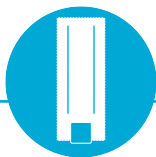
Indicator light



## 1.3 Bluetooth gateway







EN Use

[www.maxi-cosi.com](http://www.maxi-cosi.com)



## 2 HOW TO USE THE DEVICES

**1.** Plug the Bluetooth gateway into the power socket, then the device is powered-on when the indicator light is on.



**2.** After the Baby Sleep Tracking Pad is fully charged, long press the power button for 3s, the device is powered-on when the green indicator light is on.



Power Button



**3.** Place the Baby Sleep Tracking Pad under the mattress at baby's chest position (Notice: mattress thickness shall be between 3 to 5 cm)



**4.** Open Maxi-Cosi Smart APP to add the Bluetooth gateway and the Baby Sleep Tracking Pad as the APP prompts.



## 3 HOW TO USE THE APP

### 3.1 How to use the application

**1. Installation** Search Maxi-Cosi Smart APP on your smartphone in App Store / Google Play

**2. Sign Up & Log In** Open Maxi-Cosi Smart APP, sign up and log in your account as the App prompts.

**3. Add Devices** Power on the Baby Sleep Tracking Pad and Bluetooth gateway, then turn on the Bluetooth on your smartphone and open Maxi-Cosi Smart APP. Finally, add the devices as the APP prompts.

**4. Start Sleep Monitoring** Both the Baby Sleep Tracking Pad and Bluetooth gateway are auto-monitoring devices. They will start to monitor the baby's sleeping status automatically when powered-on, therefore no manual interventions required.

**5. Sleep Report** Click "Report" icon in the APP to check on the baby's sleep report.



**6.** To get live data from the Maxi-Cosi Smart APP you need to be connected to the Bluetooth (if you are less than 10 meters away from the tracking device) or to the house WIFI when out of the baby room.

## 4 HOW TO USE THE DEVICES

### 4.1 Audible Alarm

- 1.** The Baby Sleep Tracking Pad will issue a buzzer alarm in case of unusual breathing rate.
- 2.** You will receive a pop-up alarm on your phone if it is connected to the Wifi or Bluetooth.
- 3.** Press the power button of the Baby Sleep Tracking Pad to turn off the alarm.

### 4.2 Battery Life

- 1.** When battery is fully charged, the Maxi-Cosi e-Snooze will last turned on for 15 consecutive days.
- 2.** When the battery runs out, you may fully charge the Maxi-Cosi e-Snooze again.



## 5 INDICATOR LIGHT

### 5.1 Baby Sleep Tracking Pad

Function/Status	Indicator light
Long press the power button for 3s to POWER ON	Light up in GREEN for 3s
Long press the power button for 3s to POWER OFF	Light up in RED for 3s
Press the power button to check POWER ON/OFF STATUS	Light up in GREEN for 3s
Low battery	Light up SLOWLY IN RED until the battery runs out
Charging	Light up in RED
Fully Charged	Light up in GREEN
Firmware Update	Light up SLOWLY IN GREEN until the firmware is successfully updated
Audible Alarm	Light up in RED until the alarm is turned off
Turn Off The Alarm	Device reverts to the status before alarm



## 5.2 Bluetooth Gateway

Function/Status	Indicator light
Network Interruption	Light up in RED
Press power button when power-on	Turn ON / OFF
Firmware Update	Updating: light up SLOWLY IN GREEN Successful Update: light up in GREEN
Smart Mode	Light up QUICKLY IN RED
AP Mode	Light up SLOWLY IN RED



## 6 BABY SLEEP TRACKING PAD SPECIFICATIONS

Product Specifications	
Overall Size	480mm*200mm*12mm
Control Box Surface Material	PC+ABS
Sensor Module Surface Material	Water-proof Fabric + PP
Weight	149,2 g.
Sensor	Piezo Sensor
Temperature & Humidity Sensor Range	Temperature: 0°C - 40°C / Humidity: 20% - 90%RH
Data Transmission	Bluetooth, 10m
Data Storage	Local data storage (in control box) for 2 months
Bluetooth Specifications	
Bluetooth Standard	BLE4.0
Transmission Range	10m (Open, Unobstructed)





### Power Supply

Charging Port	Micro-USB
Battery Specifications	3.7V Li-ion Rechargeable Battery 900mAh
Working Life per Fully Charged	15 Days
Charging Current	5V,1A

### Environment

Operation Temperature	0°C - 40°C
Storage Temperature	-10°C - 60°C
Humidity Environment	5% - 80%, Non-condensing



## 7 BLUETOOTH GATEWAY SPECIFICATIONS

Product Specifications	
Overall Size	89.9*89.3*27.5mm
Surface Material	ABS
Weight	60g
Data Transmission	Bluetooth & Wi-Fi
Bluetooth Specifications	
Frequency	2400MHz - 2483.5MHz
Bluetooth Specification	BLE 4.1
Transmission Range	10 m
Wi-Fi Specification	
Frequency	2412MHz - 2484MHz
Wi-Fi Protocol	802.11b/g/n



### Power Supply

Charging Port	Micro USB
Power Adapter	100 - 240V - 50/60Hz 0.3A
Charging Current	5V 1A

### Environment

Operation Temperature	0°C - 40°C
Storage Temperature	-10°C - 50°C
Humidity Environment	5% - 80%, Non-condensing



## 8 WARNINGS

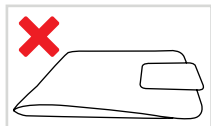
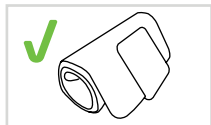
Please notice:

**1.** Both the devices are not medical devices and cannot be used to prevent sudden death. Users shall not be entirely dependent on the devices and neglect the care of those persons under their care or being monitored. For users with pre-existing medical conditions, family members should check on the user in person from time to time.

**2.** Best using environment for the Baby Sleep Tracking Pad is to place the Baby Sleep Tracking Pad's sensor under the mattress in baby's chest position. Mattress thickness shall be between 3 to 5 cm.

**3.** If you use very soft cotton/wool for baby's bedding instead of a mattress, it may affect the sensor and capture inaccurate signals.


**4.** Please roll the Baby Sleep Tracking Pad when you pack and store the devices, DO NOT fold the sensor area.





## EN Washing

[www.maxi-cosi.com](http://www.maxi-cosi.com)





**THIS PRODUCT COMPLIES  
WITH EU DIRECTIVE  
2012/19/EC**

The symbol indicating separate collection for all electrical and electronic equipment (EEE). For further information regarding the waste disposal services available, contact your local waste disposal agency or the shop where you bought the appliance.



**CONFORMITY WITH EU  
DIRECTIVE 2006/66/EC AS  
AMENDED**

The symbol indicating 'separate collection' for all batteries and accumulators. For further information regarding the waste disposal services available, contact your local waste disposal agency or the shop where you bought the appliance.

### Declaration of compliance

Maxi-Cosi hereby declares that Maxi-Cosi e-Snooze is in conformity with the essential requirements and the related dispositions established by directive 2014/53/EU.

In accordance with the European Commission Decision N°2000/299/EC dated 06/04/200, the frequency band used by this product has been harmonized for all EU countries and therefore this is a Class 1 product which can be used in all European Community Countries.

Maxi-Cosi reserves the right to change information provided in this manual at any time and without notice. The reproduction, transmission, transcription or translation into another language, of any part and in any form of this manual is strictly prohibited without prior written consent from Maxi-Cosi.

Please consult the terms and conditions in the application settings for more information.

## SAFETY

1. Please keep the devices away from high-temperature equipment, and do not use the Baby Sleep Tracking Pad when using an electrical blanket.
2. DO NOT put the devices into water, which may cause internal damages to the devices.
3. DO NOT touch the metal end of power plug when plugging into power socket.
4. The Baby Sleep Tracking Pad should be placed on a flat, steady surface.
5. The devices must NOT be used close to any source of vibration (e.g. fan, washing machines, loud music, pets, etc.) as to ensure the Baby Sleep Tracking Pad monitor the user's sleeping status properly and accurately.
6. The sensor of the Baby Sleep Tracking Pad is non-conductive, therefore will NOT cause any harm to the user.
7. The devices CAN NOT be washed.
8. DO NOT excessively bend this product. The build-in sensor may be damaged.
9. Please roll the Baby Sleep Tracking Pad when you pack and store the devices, DO NOT fold the sensor area.
10. Disassembling and replacing the battery of the product is prohibited. If the battery is disassembled or replaced by users, the company will not take any responsibility.
11. Please make sure to power off the devices if not using them in a long period of time.
12. Please use the standard power adapter and charging cable.

### CE Notice:

The suitable temperature for the Sleep Tracker and accessories is 0°C-40°C.

Observe the national local regulations in the location where the device is to be used.

Frequency Band	Max output Power
BLE(2402-2480MHz)	4dB

### CE Notice:

The suitable temperature for the product and accessories is 0°C-40°C.

Observe the national local regulations in the location where the device is to be used.

Frequency Band	Max output Power
BLE(2402-2480MHz)	20dB

## Disclaimer

To protect your legal rights, please read the instructions, disclaimers, important notices and safety items provided with this product before using this product to understand your legal rights, responsibilities and safety precautions. Otherwise, it may bring you property damage, personal safety hazards or accidents. Maxi-Cosi reserves the right to update this document. Please be sure to operate this product in accordance with the instructions and safety instructions.



Once using this product, you are deemed to have understood, approved and accepted all terms and conditions of the product's instructions, disclaimers, important notices and safety matters, and have undertaken to be responsible for your actions and all consequences arising therefrom. The user must also undertake to use the product solely for legitimate purposes and agree to abide by these terms and any other relevant policies or guidelines that may be specified by Maxi-Cosi. You understand and agree that if you do not use this product in accordance with the requirements of this product manual, Maxi-Cosi will not be able to provide you with after-sales service.

When using this product, please strictly observe and implement the requirements including but not limited to the instructions, disclaimers, important notices and safety matters. Any personal injury, accident, property or other loss and related legal disputes caused by any violation of this product manual and safety instructions or due to force majeure, and all other adverse events that may cause conflicts of interest shall be borne by the user. Maxi-Cosi will not be responsible for any related liabilities and losses.

Due to the user's failure to follow or strictly follow the instructions in this product manual, all losses caused by the use of this product shall be borne by the user. Maxi-Cosi shall not be liable for any losses.

In compliance with laws and regulations, Maxi-Cosi has the final rights to interpret this document and this product manual. Maxi-Cosi reserves the rights to update, modify or terminate this document without prior notice. The contents of this manual are protected by copyright laws and regulations. It is strictly forbidden to copy, transmit, distribute and use any of the contents of this manual in any form without the written permission of the company.

This disclaimer statement became effective on November 1, 2019.

We are registered in The Netherlands under company number 17060920. Our trading address is Korendijk 5, 5704 RD Helmond, The Netherlands, and our postal address is P.O. Box 6071, 5700 ET Helmond, The Netherlands.

## Warranty

Our 24 months warranty reflects our confidence in the high quality of our design, engineering, production and product performance. We confirm that this product was manufactured in accordance with the current European safety requirements and quality standards which are applicable to this product, and that this product is free from defects on materials and workmanship at the time of purchase.

Under the conditions mentioned herein, this warranty may be invoked by consumers in the countries where this product has been sold by a subsidiary of the Dorel Group or by an authorized dealer or retailer.

Our 24 month warranty covers all manufacturing defects in materials and workmanship when used in normal conditions and in accordance with our user manual for a period of 24 months from the date of the original retail purchase by the first end-user customer. To request repairs or spare parts under our warranty for defects in materials and workmanship you must present your proof of purchase, made within the 24 months preceding the service request.

Our 24 months warranty does not apply to defects caused by normal wear and tear, damage caused by accidents, abusive use, negligence, fire, liquid contact or other external cause, damage which is the consequence of failing to comply with the user manual, damage caused by use with another product, damage caused by service by anyone who is not authorized by us, or if the product is stolen or if any label or identification number has been removed from the product or has been changed. Examples of normal wear and tear include fabric worn down by regular use and the natural breakdown of colors and materials due to normal aging of the product.

### **What to do in case of defects:**

Should problems or defects arise, your first point of contact is the authorized dealer or retailer recognized by us. Our 24 months warranty is recognized by them<sup>(1)</sup>. You must present your proof of purchase, made within the 24 months preceding the service request. It is easiest if you get your service request pre-approved by us. If you submit a valid claim under this warranty,

we may request that you return your product to the authorized dealer or retailer recognized by us or that you ship the product to us in accordance with our instructions. We will pay for shipment and for return freight if all instructions are followed. Damage and/or defects neither covered by our warranty nor by the legal rights of the consumer and/or damage and/or defects with respect to products that are not covered by our warranty can be handled at a reasonable fee.


### **Rights of the consumer:**

A consumer has legal rights pursuant to applicable consumer legislation, which may vary from country to country. The rights of the consumer under applicable national legislation are not affected by this warranty. The names and address details of other subsidiaries of the Dorel group can be found on the last page of this manual and on our website for the brand concerned.

(1) Products purchased from retailers or dealers that remove or change labels or identification numbers are considered unauthorized. Products purchased from unauthorized retailers are also considered unauthorized. No warranty applies to these products since the authenticity of these products cannot be ascertained.

This warranty is provided by Dorel Netherlands. We are registered in The Netherlands under company number 17060920. Our trading address is Korendijk 5, 5704 RD Helmond, The Netherlands, and our postal address is P.O. Box 6071, 5700 ET Helmond, The Netherlands.





# e-Snooze

0-12M / 13kg

**DOREL UK Ltd.**

2nd Floor, Building 4  
Imperial Place  
Maxwell Road  
Borehamwood, Herts  
WD6 1JN  
UNITED KINGDOM